


Learn to Wrestle Membership

Lutte New Brunswick Wrestling (LNBW) is the provincial sport governing body for Olympic style wrestling in New Brunswick. As such, only athletes who are registered with LNBW may participate in practices or compete for Mountaintop Wrestling Club.


Part 1: Registering with LNBW

1. In a web browser, go to: <https://2mev.com/#!/memberships/wrestling-new-brunswick-2026>
2. Click **Purchase Your Membership**.



3. Create an account and / or log in.
4. Select **Youth Athlete Membership** or **Development Athlete** and click **NEXT**.

Please Note: The name and cost of this option depends on the age of the athlete.



5. Select **Mountaintop Wrestling Club** as your Membership Affiliation and click **NEXT**.
Membership Affiliation (Clubs/Teams/Schools)

Wrestling New Brunswick - 2024 *

☐ No Affiliation

Wrestling New Brunswick - Clubs

☐

Black Bears Wrestling Club

☐

Club de Lutte Acadie Bathurst

☐

Club de Lutte Acadie-Bathurst

☐

Kent Wrestling Club

☐

Madawaska County Wrestling Club

☐

Mountaintop Wrestling Club

☐


Oromocto Wrestling Club

☐

St Stephen Wrestling Club

☐

Wildcat Wrestling Club

 In order to proceed with your **Wrestling New Brunswick - 2024** membership you must choose an affiliate

«BACK

CLOSE & EXIT

NEXT

6. Complete all details on the form and click **NEXT**.

Please Note: This will require photo identification (i.e. proof of citizenship or status). Accepted documents include: *passport (please include photo & signature page); OR *permanent resident card; OR *certificate of Indian status; OR *birth certificate AND government issued photo ID (eg. health card, driver's licence, student card); OR *proof of refugee status; OR *international study permit AND foreign passport (please include photo & signature page).

7. Review the details for accuracy and click **CONFIRM MEMBERSHIP AND PROCEED**.
8. Proceed as indicated to provide payment details and process payment.

Please Note: LNBW Memberships are valid for the current calendar year and will need to be renewed in January.

Part 2: Registering with Mountaintop via the Stack Team App

Mountaintop Wrestling Club uses the Stack Team App to keep members updated with all the latest news, events, schedules, and more. This app is 100% free to join and is available for iOS, Android, or via a web browser.

For new members, please follow the steps below to register via Stack Team:



Mountaintop Wrestling Club

Join our app to stay up to date with our latest information - it's free!

Follow these steps to join our app:

1. Scan the QR code below & download Stack Team App or visit www.teamapp.com.
2. Sign up to Stack Team App and log in to your account.
3. Search for 'Mountaintop Wrestling Club' and request to join.



SCAN ME





Contact:
mtntopclub@gmail.com

For returning members, follow these steps to register for the new season:

1. Select the top-left tile, labelled **My Details**.
2. Within the **Member Of** section, click the ⊕ icon.
3. Under **Available Groups**, click **Learn to Wrestle 2026**.
4. Click the first option, labelled **Parent/Guardian**.
5. Fill out all requested details - including the parent's **Date of Birth** and the athlete's **Emergency Contact** and **Medical** details - then click **Send**.

Part 3: Payment of Fees

Mountaintop membership fees for Learn to Wrestle athletes is \$100. This can be paid via e-transfer to: mtntopclub@gmail.com

When paying by e-transfer, please be sure to indicate the reason for the payment (example: "Learn to Wrestle Membership"), as well as the athlete's name.